

### PRODUCT FEATURES

Constructed of corrosion resistant materials suitable for installation in virtually any location.

Compact footprint.

Baffle structure retains separated solids permitting flow of grease, oil, and water.

Included lid rated for foot-traffic only.

Includes one SSOP-70/95 support stand for above-ground installation.

### SPECIFICATIONS

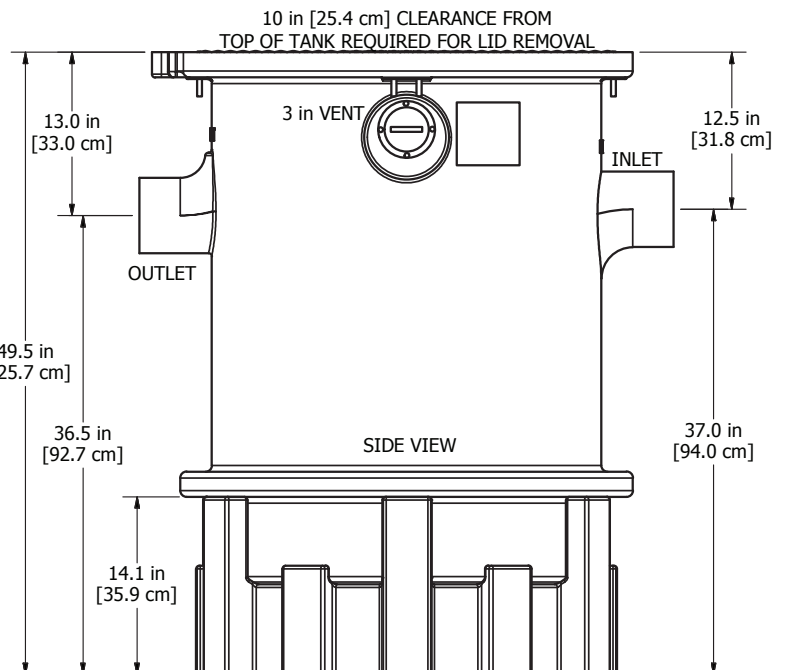
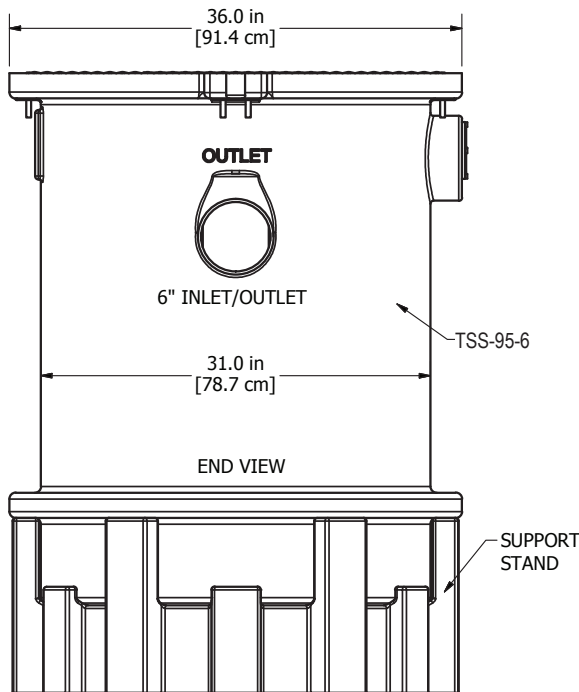
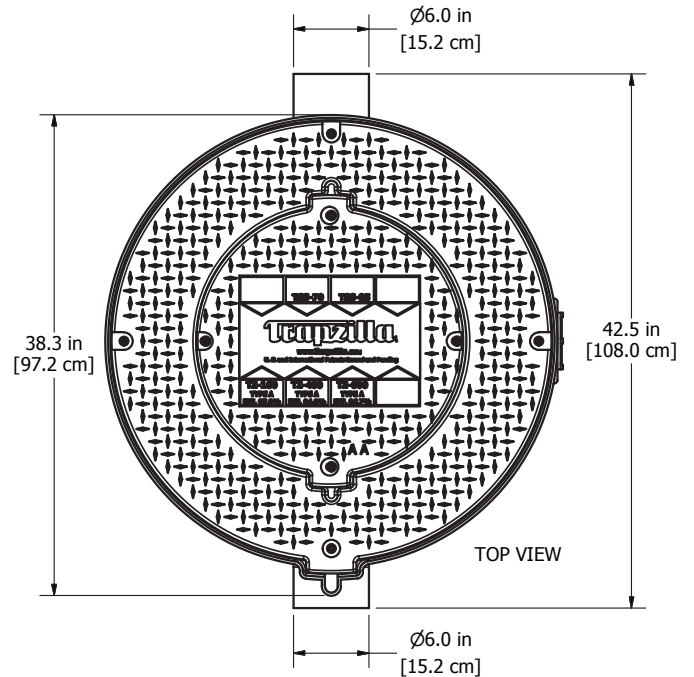
Construction: \_\_\_\_\_ Single-Piece Rotationally Molded Polyethylene Exterior Tank with Inlet/Outlet Inverts secured using Patented Interior Radial Compression Ring

Flow Rating: \_\_\_\_\_ 150 GPM (9.46 l/s)

Liquid Capacity: \_\_\_\_\_ 95 gallons (359 l)

Solids Capacity: \_\_\_\_\_ 95 gallons (359 l)

Inlet/Outlet: \_\_\_\_\_ 6" (152 mm)





## Trapzilla® Solids Separator

### TSS-95-SSA-6 Specifications

#### **NOTES**

1. READ instruction manual included with system before installing/operating.
2. Unit requires 6" (15.24 cm) of clearance all the way around the lid from walls or other structures to allow for servicing.
3. Make piping connections with rubber "No Hub" connectors.
4. Keep outlet piping as straight as possible. Use only "sweep" connections.
5. Install vent on outlet piping.
6. If installing in conjunction with other Trapzilla products, include cleanout port before, after, and/or between each unit.
7. Do not install "P" Trap on outlet connection of tank (unit already has internal gas trap).
8. Do not reduce pipe size on outlet piping
9. Do not pressure test unit.

Equipment must be installed in compliance with all applicable laws, regulations and codes, including plumbing codes. Installation should be performed by a qualified plumbing contractor.

#### **JOB SPECIFICATION**

Solids separator(s) shall be Thermaco Trapzilla solids interceptor system(s) as manufactured by Thermaco, Inc., Asheboro, North Carolina as noted on plans.

#### **SEPARATOR SPECIFICATIONS**

Furnish and install \_\_\_\_\_ Thermaco Trapzilla Model No. TSS-95-SSA-6, rotationally molded polyethylene solids separator(s) for above ground installation, shall be rated at 150 gpm (9.46 l/s) with 95 gallons (359 l) of total solids storage capacity, with removable cover for solids removal access, integral anti-flotation anchor ring for in-ground installation, laminar inlet flow diverter, integral vessel vent, a unitary tank body and 6" (152 mm) inlet/outlet structures without gasket interfaces, utilizing an interior radial compression ring conjoining invert to tank outlet/inlet structures without bulkhead fittings and/or gaskets, sloping conical bottom, integral sewer gas trap, and a fully removable polyethylene self-positioning cover with sealed thread fasteners. Included support stand manufactured out of linear low-density rotationally molded polyethylene.

#### **SUBMITTAL OPTIONS**

- VFCA-75 Vented Flow Control Assembly for installation at plumbing fixture level to limit flow to 75 gpm for installations with head height greater than 6'
- MFSH-66 Molded Flow Splitter Assembly for evenly diverting flow to two separate 6" Trapzilla units
- FTCA-36 Fabricated Top Cover Assembly with 36" (91.4 cm) diameter diamond plate aluminum surface for heavy duty foot-traffic, pallet jacks, food carts etc. Replaces Adapter Ring and Standard Cover (not rated for vehicle traffic)